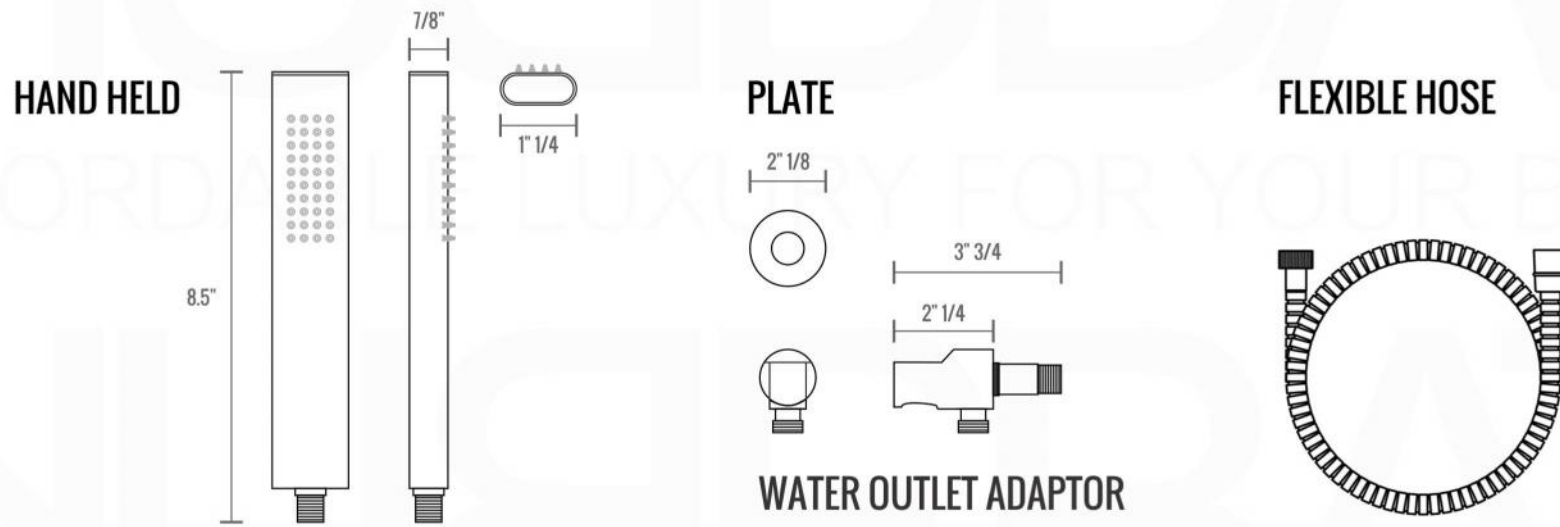


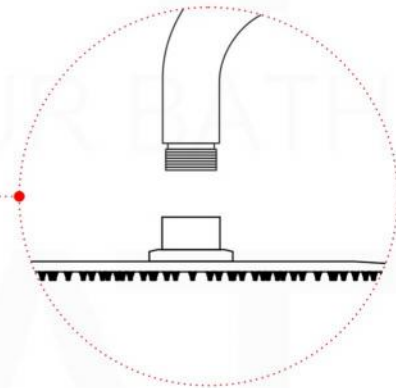
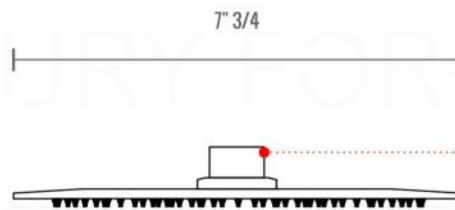
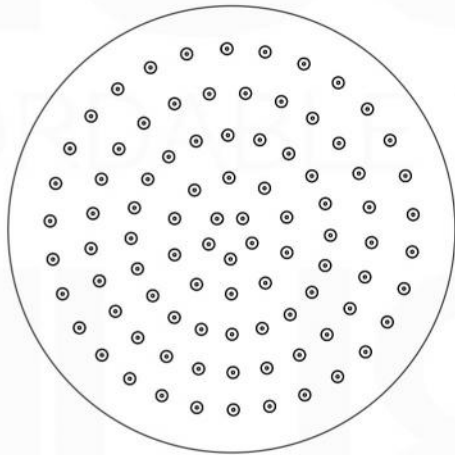
SHOWER SET RH2001-CH

HAND SHOWER SET (ARHH123)



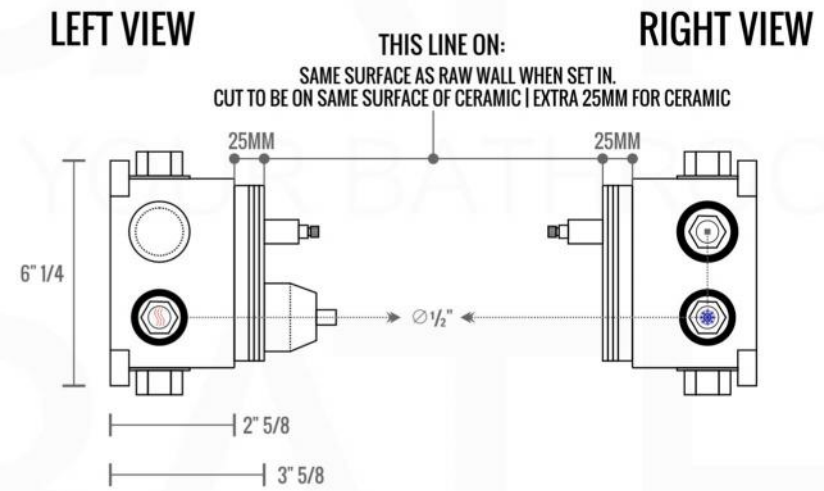
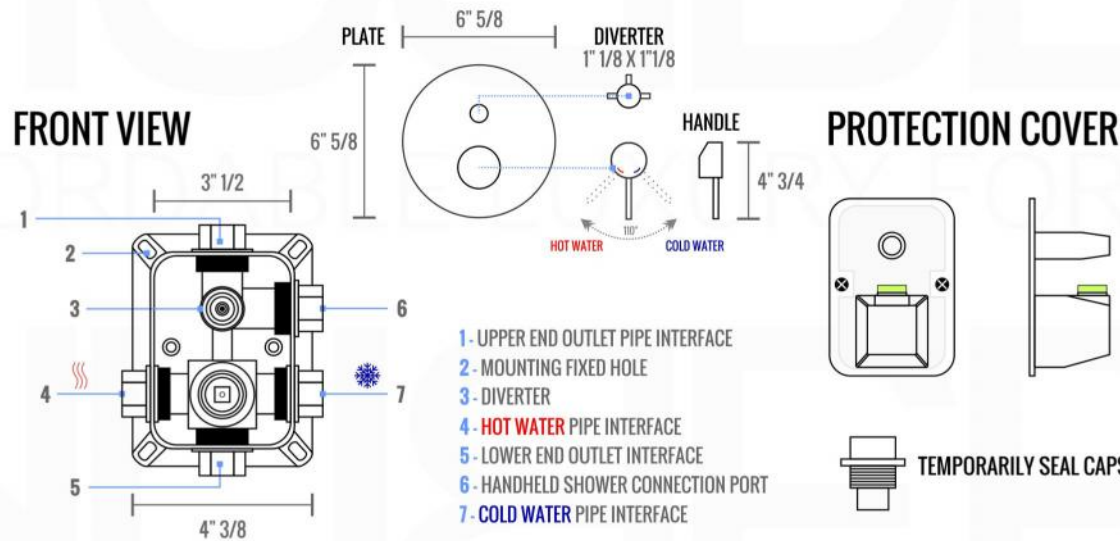
All rights reserved. The authors retain all copyrights in any text, graphic images and photos in this book. No part of this publication may be reproduced or transmitted in any form or by any means, electronic or mechanical, including photocopying, recording, or any information storage and retrieval system, without permission in writing from the authors.

RAIN SHOWER HEAD (ARR8)

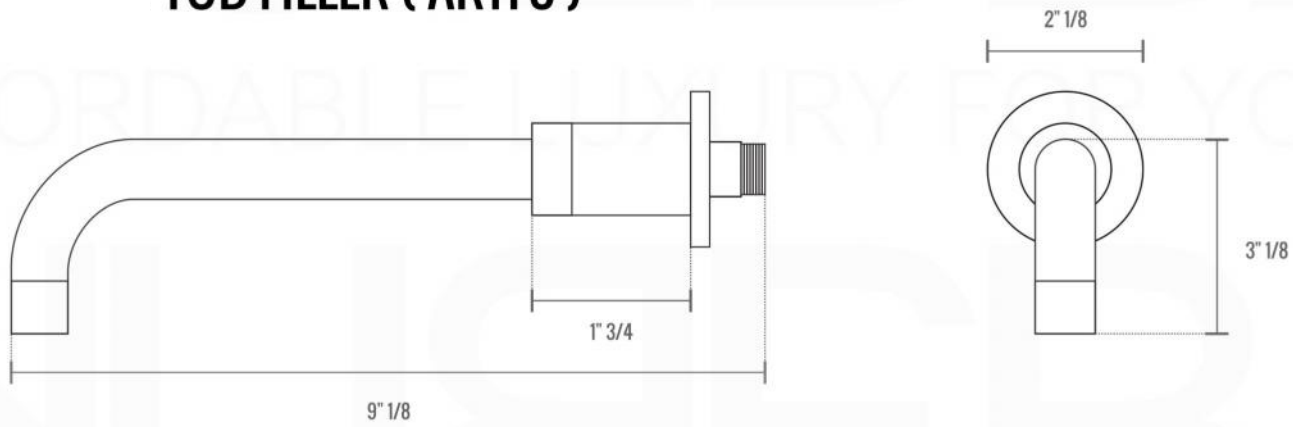


All rights reserved. The authors retain all copyrights in any text, graphic images and photos in this book. No part of this publication may be reproduced or transmitted in any form or by any means, electronic or mechanical, including photocopying, recording, or any information storage and retrieval system, without permission in writing from the authors.

3 WAY VALVE (ARRS3V)

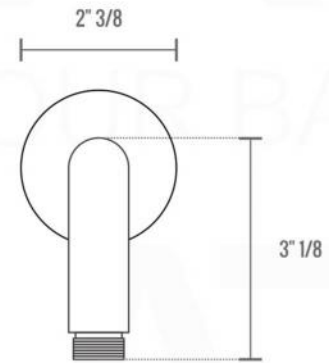



TUB FILLER (ARTF8)



All rights reserved. The authors retain all copyrights in any text, graphic images and photos in this book. No part of this publication may be reproduced or transmitted in any form or by any means, electronic or mechanical, including photocopying, recording, or any information storage and retrieval system, without permission in writing from the authors.

17" WALL MOUNT SHOWER ARM (ARWB17)



All rights reserved. The authors retain all copyrights in any text, graphic images and photos in this book. No part of this publication may be reproduced or transmitted in any form or by any means, electronic or mechanical, including photocopying, recording, or any information storage and retrieval system, without permission in writing from the authors.



2 WAY VALVE (ARRS2V)

CONFIG.01

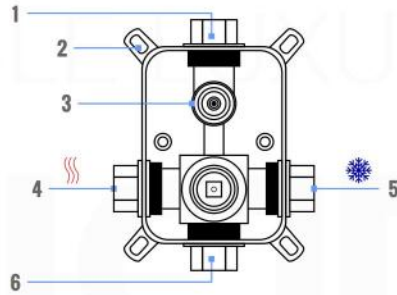
RAIN SHOWER W/HANDHELD

CONFIG.02

RAIN SHOWER W/TUB FILLER

CONFIG.03

RAIN SHOWER W/BODY JETS



- 1 - UPPER END OUTLET PIPE INTERFACE
- 2 - MOUNTING FIXED HOLE
- 3 - DIVERTER
- 4 - **HOT WATER** PIPE INTERFACE
- 5 - **COLD WATER** PIPE INTERFACE
- 6 - LOWER END OUTLET INTERFACE

CONFIG.01

RAIN SHOWER W/HANDHELD



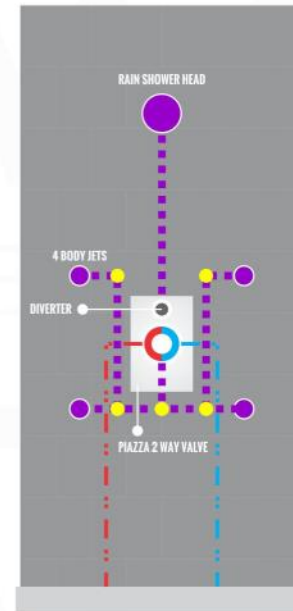
CONFIG.02

RAIN SHOWER W/TUB FILLER



CONFIG.03

RAIN SHOWER W/BODY JETS



3 WAY VALVE (ARRS3V)

CONFIG.01

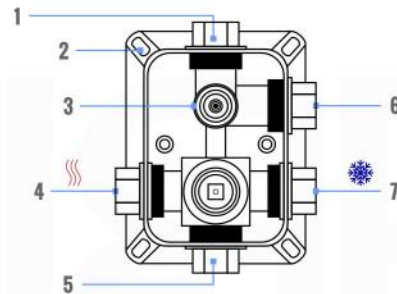
RAIN SHOWER W/HANDHELD AND TUB FILLER

CONFIG.02

RAIN SHOWER W/HANDHELD AND MASSAGE BODY JETS

CONFIG.03

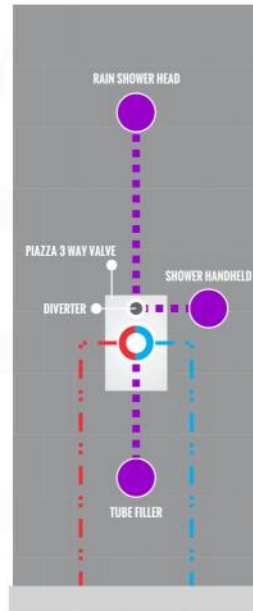
RAIN SHOWER W/TUBE FILLER AND MASSAGE BODY JETS



- 1 - UPPER END OUTLET PIPE INTERFACE
- 2 - MOUNTING FIXED HOLE
- 3 - DIVERTER
- 4 - **HOT WATER** PIPE INTERFACE
- 5 - LOWER END OUTLET INTERFACE
- 6 - HANDHELD SHOWER CONNECTION PORT
- 7 - **COLD WATER** PIPE INTERFACE

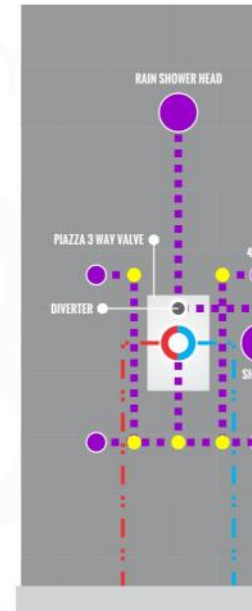
CONFIG.01

RAIN SHOWER W/HANDHELD AND TUB FILLER



CONFIG.02

RAIN SHOWER W/HANDHELD AND MASSAGE BODY JETS



CONFIG.03

RAIN SHOWER W/TUBE FILLER AND MASSAGE BODY JETS

